

Exporter Behavior, Country Size and Stage of Development: Evidence from the Exporter Dynamics Database

Motivation

Our main findings

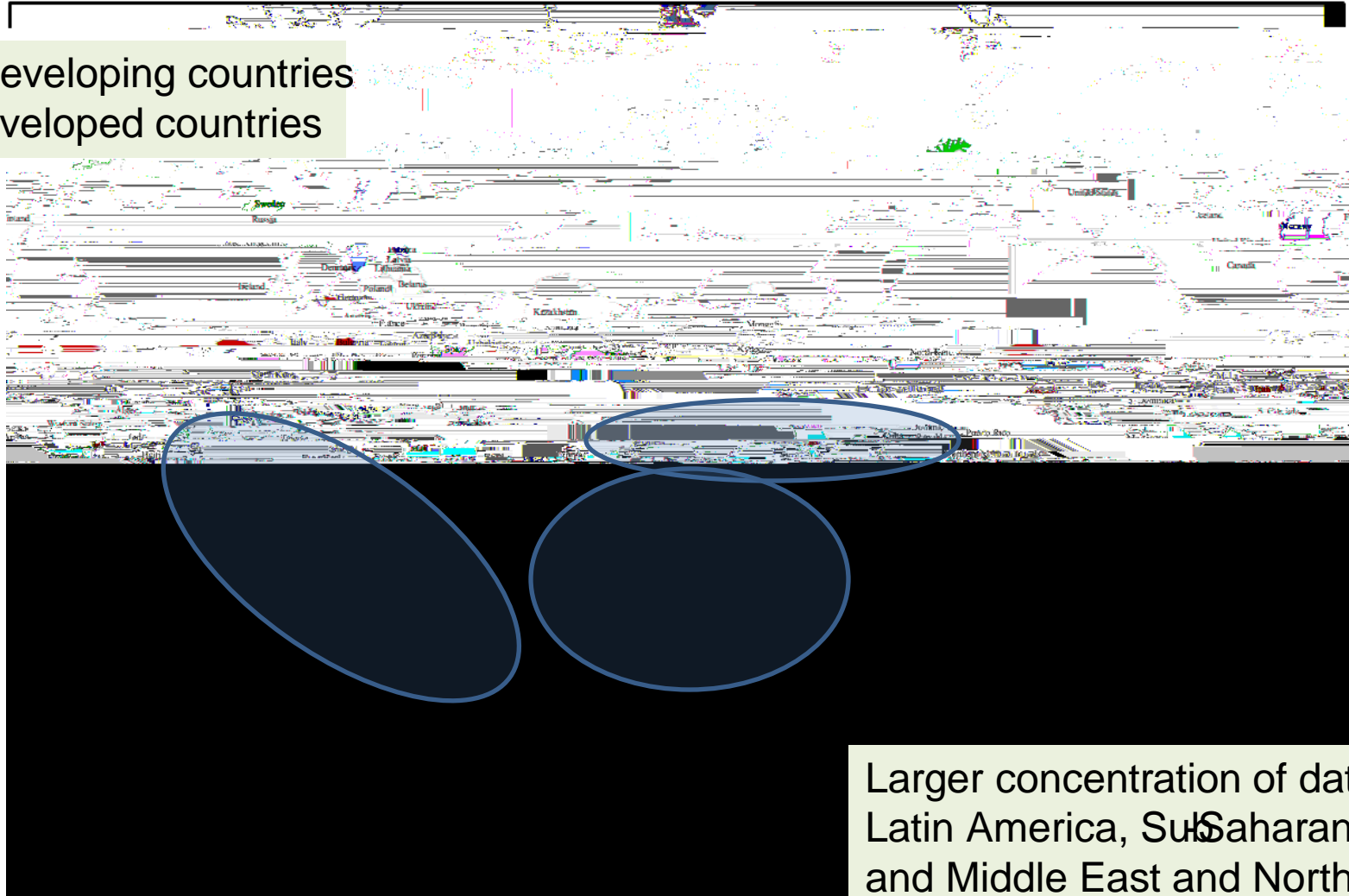
Our contribution

Outline of presentation

THE EXPORTER DYNAMICS DATABASE

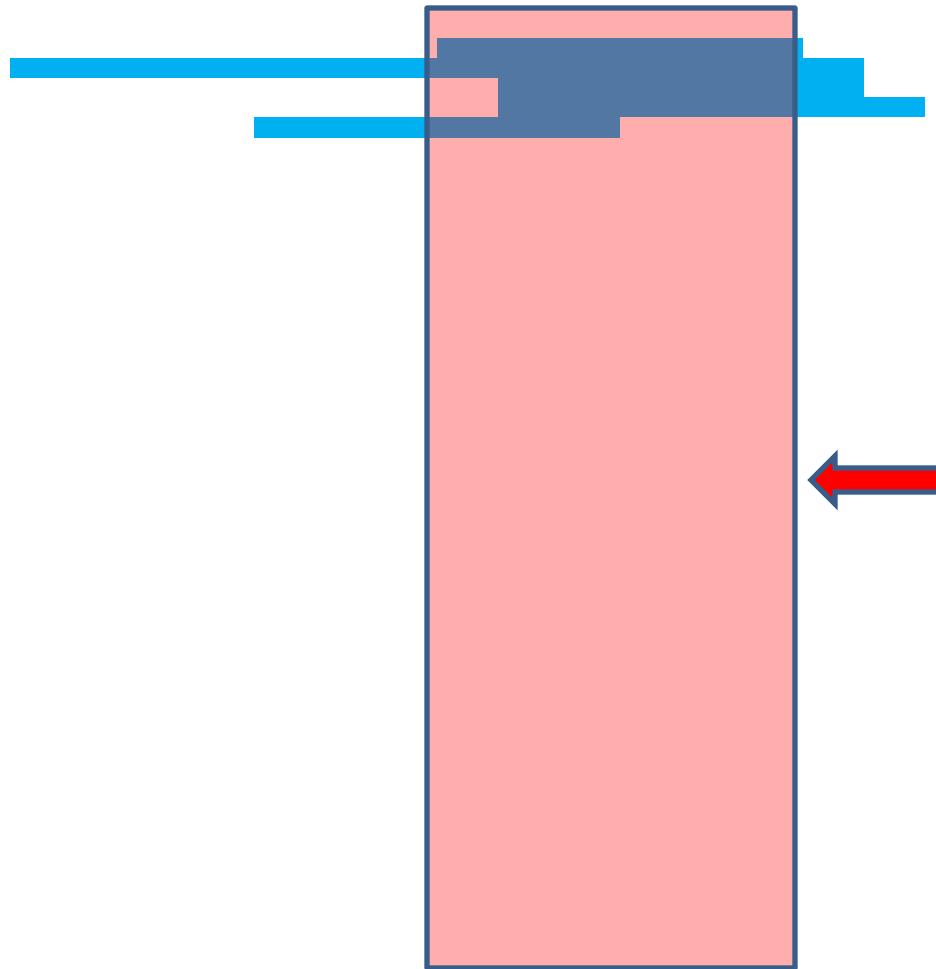
Exporter Dynamics Database covers 45 countries (expansion ongoing)

37 Developing countries
8 Developed countries



Larger concentration of data in Latin America, Sub-Saharan Africa and Middle East and North Africa

Exporter Dynamics Database covers mainly 2000s (update ongoing)



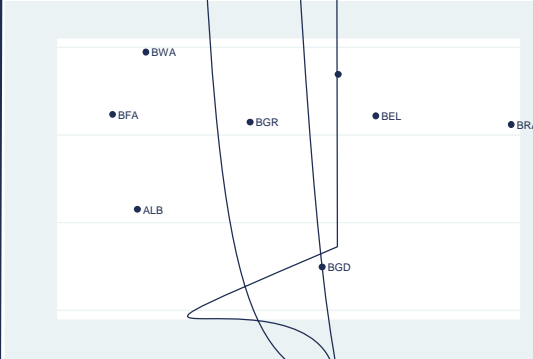
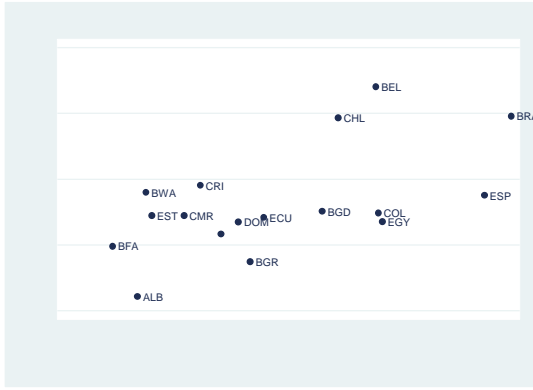
2004 2009 is the most common period


Exporter Dynamics Database indicators

@

data

CHARACTERISTICS AND DYNAMICS OF
EXPORT SECTORS COUNTRY SIZE AND
STAGE OF DEVELOPMENT STYLIZED FACTS
FROM THE DATABASE





DISCUSSION OF THE FACTS IN LIGHT OF
THEORY





export take-off

	Country-Sector Regressions		Country-Sector- Destination Regressions	
	Ln Mean Exports per Exporter	Share of Top 5% Exporters	Ln Mean Exports per Exporter	Share of Top 5% Exporters
	(5)	(6)	(7)	(8)
Indicator for Take-off * End				
Year Fixed Effect				
Country-Sector Fixed Effects				
Country-Sector-Destination Fixed Effects				
Calendar Year Fixed Effects				
Observations				
R-squared				

Conclusions

Conclusions

Public and Free Access to Exporter Dynamics Database:
