



## Table of Contents

## Executive Summary



## Background



# Literature Review

Impact of tariffs on economic growth







Impact of the moratorium on government revenue and other economic variables

E pPÀ@ YS)@ Q

<

<

<

<

<

<

<

## Data Sources and Methodology





Figure 1: MSME production output, by sector, 2010 to 2021



Figure 3: Trends in MSME contribution to GDP, major sectors, 2011-2021

Figure 4: Number of MSMEs by sector, 2010 to 2021




Figure 6: MSME employment trends, by sector, 2010-2021









### Others

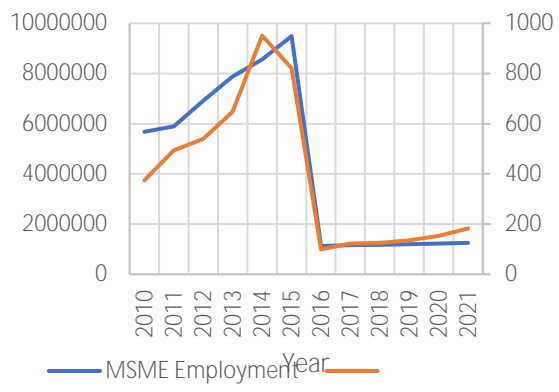





Figure 13: Trends in MSME digital Imports and MSME numbers, by sector, 2010-2021 (left vertical axis – employment, right vertical axis – digital imports, billion Rp)








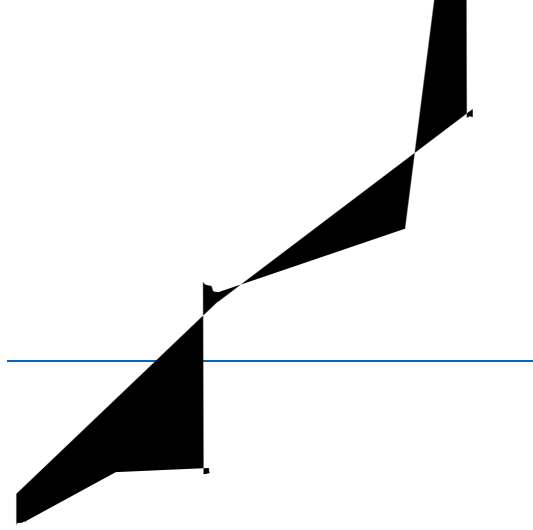
Table 3: Panel regressions determining labor productivity and size variables

MSME GDP per  
Employee (labor





## References









## About the Authors