

WORLD TRADE
ORGANIZATION

English only

Supporting Tables Relating to Commitments on Agricultural Products

This document contains supporting material relating to commitments on agricultural products contained in Schedule XIII - New Zealand.

Anglais seulement

**Tableaux explicatifs concernant les engagements relatifs aux
produits agricoles repris dans la Partie IV des Listes**

Le présent document contient les données explicatives concernant les engagements relatifs aux produits agricoles inscrits dans la Liste XIII - Nouvelle Zélande.

Notes for Supporting Document AGST/NZ

has been provided only to facilitate interpretation and verification of the Schedule of agricultural concessions and commitments. The document and its contents are not to be used as a basis for the interpretation of the Schedule of New Zealand's Draft Final Schedule of such concessions and commitments".

In the preparation of the contents of AGST/NZ, the draft final document contains technical errors, misprints and/or omissions. New Zealand therefore reserves the right to make and/or corrections to AGST/NZ to rectify any errors, misprints or omissions".

	lorem	7%)*	1%)*	7%	1%)*	1%)*				itable	e New	
--	-------	------	------	----	------	------	--	--	--	--------	-------	--

Quantity/ Measurement	Tariff Equivalent	
	Specific (NZ\$/tonne)	Ad Valorem
	7.02	240.52%
	5.44	120.45%
	5.39	99.67%
	5.95	153.55%
	5.95	153.55%
<i>tariff equivalent was applied to both</i>		

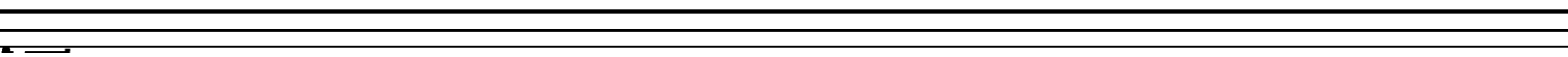




SUPPORTING DATA

ZEALAND

transformed and Processed Product

and's notification.

Sources	Comments
NZAPMB. data - "The it in OECD ECED, 1990.	
NZAPMB. data - MAF data.	



Comments	6		<p>The 1986-88 average is based on the three March years 1986/87-1988/89 as the Government accounts were prepared on a March year basis. In 1989, following reforms to the public sector, the Government changed to a June year accounting period for the 1989/90 year onwards. The figure for 1990/91 is therefore assistance given during the June year.</p>			
----------	---	--	--	--	--	--

Comments
6
Government is reducing expenditure in this area with an increasing proportion of funding provided by users of the services provided.
Library and education services of a generally beneficial nature and are therefore subject to reduction. Nonetheless, the Government has been reducing expenditure in the area of extension and has reduced full cost recovery users of services.
No payments were made 1990/91 to the HEA, the Government has recommenced payments in the 1991/92 financial year. Kiwifruit and apples and other horticultural products are excluded from the support from the

<p>Comments</p>	<p>6</p>	<p>In 1988 the Ministry of Agriculture and Development was dis-established. Presently, MWD handles irrigation facilities for irrigation for to MAF. At that Government also that it will not to provide new schemes. Since that expenditure has been where previously. Farmers are now for their own water the irrigation schemes being sold by the to private buyers, cases, farmer co-</p>	<p>Disasters are defined strict climatic criteria, e in 20 year drought, year flood). of payments in this include payouts to and horticulturalists y the Bay of Plenty and Cyclone Bola in and the South Island programme in 1990/91.</p>
-----------------	----------	--	---

Supporting Table 5

AGRICULTURAL NEGOTIATIONS: SUPPORTING DATA

DOMESTIC SUPPORT: NEW ZEALAND

Measures Exempt from the Reduction Commitment - Special and Differential Treatment

This table is not applicable to New Zealand's notification.

PORTING DATA

ALAND

Price Support

; notification.

Comments	11	<p>was a one time ment of \$22.50 per ne paid to atgrowers for luction in the /87 season. This to compensate im for the erated deregulation ie wheat industry.</p> <p>eme involved ment of a erment grant of 75/ha for complete oval of grape vines. ere were no ictions made in ad to replanting.</p>
----------	----	--

Page 16

ents	Producer bilisation for wool is was The was through e Bank at ssional e of 1%. programme nated on 88.	ified for uct was by two the New Meat Board sation (MISA) ablished. me was through e Bank at ssional e of 1%. programme nated in 17.
------	---	--

Total AMS (NZ\$ million)	Data Sources	Comments
9 (6+7+8)	10	11
21.89 7.55 0.00 9.81	Reserve Bank Annual Report (see Background Notes) Department of Statistics, New Zealand Dairy Board (see Background Notes)	In 1954 a NZ Dairy Board Stabilisation Scheme was established. The scheme was financed through the Reserve Bank at a concessional interest rate of 1%. In 1986/87 the programme was in credit and therefore negative support was incurred. The programme was terminated in 1987. The production of fresh milk for domestic consumption (town milk) was organised on a quota system. The town milk price was linked to the manufacturing milk price through a standard formula and included a premium to compensate producers for higher costs associated with production. Part of the premium price included a consumer transfer resulting from higher consumer prices. This scheme was terminated in September 1987.

ated and domestic milk prices are now heavily influenced by ice problems may have arisen.

the nt the rch off of abt. abt. for the for this t by 100 the try unt the t is this the heat	nis ing this the sell ity our
---	---

Background Notes to Supporting Table 8

Product Specific AMS	(NZ\$million)			
	1986/87	1987/88	1988/89	1986-88 average
Commodity				

*Background Notes to Supporting Table 8***Reserve Bank Interest Concessions**

Year Ended March 1986/87	Average Account Balance	Interest Paid (Interest Received)	Monthly Average Market Interest	Interest Concession
-----------------------------	-------------------------------	--------------------------------------	---------------------------------------	------------------------

IFICATIONS: SUPPORTING DATA

PORT: NEW ZEALAND

ent Commitments

ble to New Zealand's notification.

AGR

<p>Comments</p>	<p>7</p>	<p>Payment to the Meat Producers Board to help put the future of meat production and marketing on an economic basis. The final payment of \$6 million was paid in 1989/90.</p>	<p>A subsidy of \$12.00 per tonne was provided on the price and fertiliser sold. The subsidy ceased on 30 June 1986.</p>	<p>Funding to provide 50% of the water supply costs to farmers was started in 1954. The final two irrigation schemes eligible for grants were completed in 1987/88.</p>	<p>The Livestock Incentive Scheme (LIS) was introduced in the 1976 budget to encourage farmers to increase the number of livestock carried. The scheme applied to farms carrying sheep, beef and dairy cattle, and also to commercial deer operations. Under the scheme, farmers could seek assistance in either of two forms. The first was interest-free loans (included in the</p>
-----------------	----------	--	--	---	---

<p>Sources</p>	<p>6</p>	<p>As of the future of Government Zealand</p>	<p>As of the future of Government Zealand</p>	<p>As of the future of Government Zealand</p>	<p>As of the future of Government Zealand</p>
----------------	----------	---	---	---	---

Background Notes to Supporting Table 10

Generic AMS	March Years (NZ\$million)			
	1986/87	1987/88	1988/89	1986-88 average
AMS				305.97
Total Value of Agricultural Production	6,822	7,365	8,162	7,450
AMS/Total Value of Agricultural Production				4.11%
5% of Total Value of Agriculture Production				372.5

Background Notes to Supporting Table 10

Calculation of Interest Concessions	
Average	Monthly



