

A # = @

A renewable energy superpower



#2 for solar power in the world



5.7 million households have rooftop solar




#6 for solar production



3rd lowest cost for gas



Highest ratios



Source: IRENA, Global Solar Production Capacity, 2019. IRENA, Global Solar Production Capacity, 2019. IRENA, Global Solar Production Capacity, 2019. IRENA, Global Solar Production Capacity, 2019. IRENA, Global Solar Production Capacity, 2019.

Australia's National Hydrogen Strategy



Australian Government Support:







Australian Government Support

Guarantee of Origin Scheme

A product-


International Collaboration



Climate Change Development Cooperation

TOTAL CLIMATE FINANCE 2021-22

BY SECTOR



| | |
|--|-------|
| Pacific Islands bilateral and regional (includes Papua New Guinea) | 223.7 |
| Southeast and East Asia | 56.5 |
| South and West Asia | 13.2 |
| Other Asia# | 33.8 |
| Africa and the Middle East | 9.5 |
| Global programs (including multi-regional) and core contributions to multilateral organisations# | 111.5 |
| Sub-total: | |
| Non-ODA Grants and Loans | 64.8 |
| Private Climate Finance Mobilised | 126.2 |

